

Water Utility Services, Inc.

21615 Rhodes Rd
Spring, Texas 77388
281-290-0704

Client: Inframark
2002 West Grand Pkwy North, Ste 100
Katy, TX 77449
Zachary Willeford

Test Report

PROJECT LOCATION: New Fairview MUD
COLLECTION DATE: 06/01/24
SAMPLE TYPE: Grab

COLLECTED BY: RD
SAMPLE MATRIX: Potable Water

PARAMETER	WP1 GST	WP2 GST	157 Oak Grove	144 Ridge Top	METHOD	ANALYST	DATE
pH, s.u.	8.46	8.55	8.48	8.51	EPA 150.1	RD	06/01/24
Total Chlorine, mg/L	1.87	2.14	2.07	1.73	Hach 8021	RD	06/01/24
Hardness, mgCaCO ₃ /L	20	20	18	18	Hach 8226	TC	06/03/24
Slime Forming Bacteria, cfu/ml**	negative	negative	negative	negative	BART	RD	06/01/24
Iron Related Bacteria, cfu/ml **	35000	500	500	500	BART	RD	06/01/24
Sulfate Reducing Bacteria, cfu/ml**	negative	negative	negative	negative	BART	RD	06/01/24

** Approximate concentration

Steve Grychka

Steve Grychka
Laboratory Director

Water Utility Services Inc

Sample Delivery Group: L1743521
Samples Received: 06/06/2024
Project Number:
Description: New Fairview MUD 1

Report To: Mr. Steve Grychka
PO Box 2628
Spring, TX 77383

Entire Report Reviewed By:



Rodney Shinbaum
Project Manager

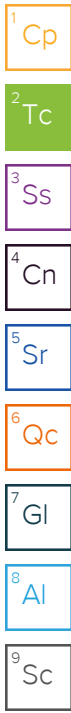
Results relate only to the items tested or calibrated and are reported as rounded values. This test report shall not be reproduced, except in full, without written approval of the laboratory. Where applicable, sampling conducted by Pace Analytical National is performed per guidance provided in laboratory standard operating procedures ENV-SOP-MTJL-0067 and ENV-SOP-MTJL-0068. Where sampling conducted by the customer, results relate to the accuracy of the information provided, and as the samples are received.

Pace Analytical National

12065 Lebanon Rd Mount Juliet, TN 37122 615-758-5858 800-767-5859 mydata.pacelabs.com

TABLE OF CONTENTS

Cp: Cover Page	1
Tc: Table of Contents	2
Ss: Sample Summary	3
Cn: Case Narrative	4
Sr: Sample Results	5
WP1 GST L1743521-01	5
WP2 GST L1743521-02	6
157 OAK GROVE L1743521-03	7
144 RIDGE TOP L1743521-04	8
Qc: Quality Control Summary	9
Metals (ICP) by Method 200.7	9
Metals (ICPMS) by Method 200.8	11
Volatile Organic Compounds (GC/MS) by Method 524.2	14
Gl: Glossary of Terms	15
Al: Accreditations & Locations	16
Sc: Sample Chain of Custody	17

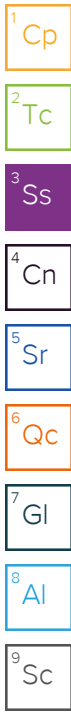


SAMPLE SUMMARY

WP1 GST L1743521-01 DW

Collected by: Ryan Deculus
 Collected date/time: 06/01/24 12:59
 Received date/time: 06/06/24 08:00

Method	Batch	Dilution	Preparation date/time	Analysis date/time	Analyst	Location
Metals (ICP) by Method 200.7	WG2312270	1	06/26/24 08:10	06/26/24 17:27	ZSA	Mt. Juliet, TN
Metals (ICPMS) by Method 200.8	WG2311357	1	06/25/24 07:21	07/06/24 16:58	LD	Mt. Juliet, TN
Volatile Organic Compounds (GC/MS) by Method 524.2	WG2300622	1	06/07/24 13:06	06/07/24 13:06	DWR	Mt. Juliet, TN



WP2 GST L1743521-02 DW

Collected by: Ryan Deculus
 Collected date/time: 06/01/24 13:10
 Received date/time: 06/06/24 08:00

Method	Batch	Dilution	Preparation date/time	Analysis date/time	Analyst	Location
Metals (ICP) by Method 200.7	WG2312270	1	06/26/24 08:10	06/26/24 17:29	ZSA	Mt. Juliet, TN
Metals (ICPMS) by Method 200.8	WG2311357	1	06/25/24 07:21	07/06/24 17:11	LD	Mt. Juliet, TN
Volatile Organic Compounds (GC/MS) by Method 524.2	WG2300622	1	06/07/24 13:29	06/07/24 13:29	DWR	Mt. Juliet, TN

157 OAK GROVE L1743521-03 DW

Collected by: Ryan Deculus
 Collected date/time: 06/01/24 13:45
 Received date/time: 06/06/24 08:00

Method	Batch	Dilution	Preparation date/time	Analysis date/time	Analyst	Location
Metals (ICP) by Method 200.7	WG2313248	1	06/28/24 07:45	06/28/24 17:28	JTM	Mt. Juliet, TN
Metals (ICPMS) by Method 200.8	WG2311357	1	06/25/24 07:21	07/06/24 17:14	LD	Mt. Juliet, TN
Volatile Organic Compounds (GC/MS) by Method 524.2	WG2300622	1	06/07/24 13:53	06/07/24 13:53	DWR	Mt. Juliet, TN

144 RIDGE TOP L1743521-04 DW

Collected by: Ryan Deculus
 Collected date/time: 06/01/24 13:33
 Received date/time: 06/06/24 08:00

Method	Batch	Dilution	Preparation date/time	Analysis date/time	Analyst	Location
Metals (ICP) by Method 200.7	WG2313248	1	06/28/24 07:45	06/28/24 17:33	JTM	Mt. Juliet, TN
Metals (ICPMS) by Method 200.8	WG2306725	1	06/18/24 12:51	06/19/24 12:59	SJM	Mt. Juliet, TN
Metals (ICPMS) by Method 200.8	WG2306725	1	06/18/24 12:51	06/20/24 12:28	SJM	Mt. Juliet, TN
Volatile Organic Compounds (GC/MS) by Method 524.2	WG2300622	1	06/07/24 14:16	06/07/24 14:16	DWR	Mt. Juliet, TN

CASE NARRATIVE

All sample aliquots were received at the correct temperature, in the proper containers, with the appropriate preservatives, and within method specified holding times, unless qualified or notated within the report. Where applicable, all MDL (LOD) and RDL (LOQ) values reported for environmental samples have been corrected for the dilution factor used in the analysis. All Method and Batch Quality Control are within established criteria except where addressed in this case narrative, a non-conformance form or properly qualified within the sample results. By my digital signature below, I affirm to the best of my knowledge, all problems/anomalies observed by the laboratory as having the potential to affect the quality of the data have been identified by the laboratory, and no information or data have been knowingly withheld that would affect the quality of the data.



Rodney Shinbaum
Project Manager

¹ Cp

² Tc

³ Ss

⁴ Cn

⁵ Sr

⁶ Qc

⁷ Gl

⁸ Al

⁹ Sc

Metals (ICP) by Method 200.7

Analyte	Result	Qualifier	Det. Limit	Reference Limit	Dilution	Analysis	Batch	Analyst
	mg/l		mg/l	mg/l		date / time		
Barium	0.0291		0.00500	2	1	06/26/2024 17:27	WG2312270	ZSA
Chromium	ND		0.0100	0.10	1	06/26/2024 17:27	WG2312270	ZSA
Copper	ND		0.0100	1	1	06/26/2024 17:27	WG2312270	ZSA
Iron	0.113		0.0500	0.30	1	06/26/2024 17:27	WG2312270	ZSA
Manganese	ND		0.0100	0.05	1	06/26/2024 17:27	WG2312270	ZSA
Nickel	ND		0.0100	0.10	1	06/26/2024 17:27	WG2312270	ZSA
Strontium	0.507		0.0100		1	06/26/2024 17:27	WG2312270	ZSA
Zinc	ND		0.0500	5	1	06/26/2024 17:27	WG2312270	ZSA

1 Cp

2 Tc

3 Ss

4 Cn

5 Sr

Metals (ICPMS) by Method 200.8

Analyte	Result	Qualifier	Det. Limit	Reference Limit	Dilution	Analysis	Batch	Analyst
	mg/l		mg/l	mg/l		date / time		
Aluminum	ND		0.100	0.20	1	07/06/2024 16:58	WG2311357	LD
Antimony	ND		0.00500	0.0060	1	07/06/2024 16:58	WG2311357	LD
Arsenic	ND		0.00100	0.01	1	07/06/2024 16:58	WG2311357	LD
Beryllium	ND		0.00100	0.0040	1	07/06/2024 16:58	WG2311357	LD
Cadmium	ND		0.00100	0.0050	1	07/06/2024 16:58	WG2311357	LD
Lead	ND		0.00200	0.0150	1	07/06/2024 16:58	WG2311357	LD
Selenium	ND		0.00200	0.05	1	07/06/2024 16:58	WG2311357	LD
Thallium	ND		0.00100	0.0020	1	07/06/2024 16:58	WG2311357	LD

6 Qc

7 Gl

8 Al

9 Sc

Volatile Organic Compounds (GC/MS) by Method 524.2

Analyte	Result	Qualifier	Det. Limit	Reference Limit	Dilution	Analysis	Batch	Analyst
	mg/l		mg/l	mg/l		date / time		
Chloroform	ND		0.00100		1	06/07/2024 13:06	WG2300622	DWR
Bromodichloromethane	ND		0.00100		1	06/07/2024 13:06	WG2300622	DWR
Chlorodibromomethane	ND		0.00100		1	06/07/2024 13:06	WG2300622	DWR
Bromoform	ND		0.00100		1	06/07/2024 13:06	WG2300622	DWR
Total Trihalomethanes	ND		0.00100	0.08	1	06/07/2024 13:06	WG2300622	DWR

Metals (ICP) by Method 200.7

Analyte	Result	Qualifier	Det. Limit	Reference Limit	Dilution	Analysis	Batch	Analyst
	mg/l		mg/l	mg/l		date / time		
Barium	0.0311		0.00500	2	1	06/26/2024 17:29	WG2312270	ZSA
Chromium	ND		0.0100	0.10	1	06/26/2024 17:29	WG2312270	ZSA
Copper	ND		0.0100	1	1	06/26/2024 17:29	WG2312270	ZSA
Iron	0.0794		0.0500	0.30	1	06/26/2024 17:29	WG2312270	ZSA
Manganese	ND		0.0100	0.05	1	06/26/2024 17:29	WG2312270	ZSA
Nickel	ND		0.0100	0.10	1	06/26/2024 17:29	WG2312270	ZSA
Strontium	0.549		0.0100		1	06/26/2024 17:29	WG2312270	ZSA
Zinc	ND		0.0500	5	1	06/26/2024 17:29	WG2312270	ZSA

1 Cp
2 Tc
3 Ss
4 Cn
5 Sr

Metals (ICPMS) by Method 200.8

Analyte	Result	Qualifier	Det. Limit	Reference Limit	Dilution	Analysis	Batch	Analyst
	mg/l		mg/l	mg/l		date / time		
Aluminum	ND		0.100	0.20	1	07/06/2024 17:11	WG2311357	LD
Antimony	ND		0.00500	0.0060	1	07/06/2024 17:11	WG2311357	LD
Arsenic	ND		0.00100	0.01	1	07/06/2024 17:11	WG2311357	LD
Beryllium	ND		0.00100	0.0040	1	07/06/2024 17:11	WG2311357	LD
Cadmium	ND		0.00100	0.0050	1	07/06/2024 17:11	WG2311357	LD
Lead	ND		0.00200	0.0150	1	07/06/2024 17:11	WG2311357	LD
Selenium	ND		0.00200	0.05	1	07/06/2024 17:11	WG2311357	LD
Thallium	ND		0.00100	0.0020	1	07/06/2024 17:11	WG2311357	LD

6 Qc
7 Gl
8 Al
9 Sc

Volatile Organic Compounds (GC/MS) by Method 524.2

Analyte	Result	Qualifier	Det. Limit	Reference Limit	Dilution	Analysis	Batch	Analyst
	mg/l		mg/l	mg/l		date / time		
Chloroform	ND		0.00100		1	06/07/2024 13:29	WG2300622	DWR
Bromodichloromethane	ND		0.00100		1	06/07/2024 13:29	WG2300622	DWR
Chlorodibromomethane	ND		0.00100		1	06/07/2024 13:29	WG2300622	DWR
Bromoform	ND		0.00100		1	06/07/2024 13:29	WG2300622	DWR
Total Trihalomethanes	ND		0.00100	0.08	1	06/07/2024 13:29	WG2300622	DWR

Metals (ICP) by Method 200.7

Analyte	Result	Qualifier	Det. Limit	Reference Limit	Dilution	Analysis	Batch	Analyst
	mg/l		mg/l	mg/l		date / time		
Barium	0.0350		0.00500	2	1	06/28/2024 17:28	WG2313248	JTM
Chromium	ND		0.0100	0.10	1	06/28/2024 17:28	WG2313248	JTM
Copper	0.0404		0.0100	1	1	06/28/2024 17:28	WG2313248	JTM
Iron	0.0590	B	0.0500	0.30	1	06/28/2024 17:28	WG2313248	JTM
Manganese	ND		0.0100	0.05	1	06/28/2024 17:28	WG2313248	JTM
Nickel	ND		0.0100	0.10	1	06/28/2024 17:28	WG2313248	JTM
Strontium	0.569		0.0100		1	06/28/2024 17:28	WG2313248	JTM
Zinc	ND		0.0500	5	1	06/28/2024 17:28	WG2313248	JTM

1 Cp
2 Tc
3 Ss
4 Cn
5 Sr

Metals (ICPMS) by Method 200.8

Analyte	Result	Qualifier	Det. Limit	Reference Limit	Dilution	Analysis	Batch	Analyst
	mg/l		mg/l	mg/l		date / time		
Aluminum	ND		0.100	0.20	1	07/06/2024 17:14	WG2311357	LD
Antimony	ND		0.00500	0.0060	1	07/06/2024 17:14	WG2311357	LD
Arsenic	ND		0.00100	0.01	1	07/06/2024 17:14	WG2311357	LD
Beryllium	ND		0.00100	0.0040	1	07/06/2024 17:14	WG2311357	LD
Cadmium	ND		0.00100	0.0050	1	07/06/2024 17:14	WG2311357	LD
Lead	ND		0.00200	0.0150	1	07/06/2024 17:14	WG2311357	LD
Selenium	ND		0.00200	0.05	1	07/06/2024 17:14	WG2311357	LD
Thallium	ND		0.00100	0.0020	1	07/06/2024 17:14	WG2311357	LD

6 Qc
7 Gl
8 Al
9 Sc

Volatile Organic Compounds (GC/MS) by Method 524.2

Analyte	Result	Qualifier	Det. Limit	Reference Limit	Dilution	Analysis	Batch	Analyst
	mg/l		mg/l	mg/l		date / time		
Chloroform	ND		0.00100		1	06/07/2024 13:53	WG2300622	DWR
Bromodichloromethane	ND		0.00100		1	06/07/2024 13:53	WG2300622	DWR
Chlorodibromomethane	ND		0.00100		1	06/07/2024 13:53	WG2300622	DWR
Bromoform	ND		0.00100		1	06/07/2024 13:53	WG2300622	DWR
Total Trihalomethanes	ND		0.00100	0.08	1	06/07/2024 13:53	WG2300622	DWR

Metals (ICP) by Method 200.7

Analyte	Result	Qualifier	Det. Limit	Reference Limit	Dilution	Analysis	Batch	Analyst
	mg/l		mg/l	mg/l		date / time		
Barium	0.0316		0.00500	2	1	06/28/2024 17:33	WG2313248	JTM
Chromium	ND		0.0100	0.10	1	06/28/2024 17:33	WG2313248	JTM
Copper	0.0119		0.0100	1	1	06/28/2024 17:33	WG2313248	JTM
Iron	0.0623	B	0.0500	0.30	1	06/28/2024 17:33	WG2313248	JTM
Manganese	ND		0.0100	0.05	1	06/28/2024 17:33	WG2313248	JTM
Nickel	ND		0.0100	0.10	1	06/28/2024 17:33	WG2313248	JTM
Strontium	0.551		0.0100		1	06/28/2024 17:33	WG2313248	JTM
Zinc	ND		0.0500	5	1	06/28/2024 17:33	WG2313248	JTM

1 Cp

2 Tc

3 Ss

4 Cn

5 Sr

Metals (ICPMS) by Method 200.8

Analyte	Result	Qualifier	Det. Limit	Reference Limit	Dilution	Analysis	Batch	Analyst
	mg/l		mg/l	mg/l		date / time		
Aluminum	ND		0.100	0.20	1	06/19/2024 12:59	WG2306725	SJM
Antimony	ND		0.00500	0.0060	1	06/19/2024 12:59	WG2306725	SJM
Arsenic	ND		0.00100	0.01	1	06/19/2024 12:59	WG2306725	SJM
Beryllium	ND		0.00100	0.0040	1	06/19/2024 12:59	WG2306725	SJM
Cadmium	ND		0.00100	0.0050	1	06/19/2024 12:59	WG2306725	SJM
Lead	ND		0.00200	0.0150	1	06/19/2024 12:59	WG2306725	SJM
Selenium	ND		0.00200	0.05	1	06/20/2024 12:28	WG2306725	SJM
Thallium	ND		0.00100	0.0020	1	06/19/2024 12:59	WG2306725	SJM

6 Qc

7 Gl

8 Al

9 Sc

Volatile Organic Compounds (GC/MS) by Method 524.2

Analyte	Result	Qualifier	Det. Limit	Reference Limit	Dilution	Analysis	Batch	Analyst
	mg/l		mg/l	mg/l		date / time		
Chloroform	ND		0.00100		1	06/07/2024 14:16	WG2300622	DWR
Bromodichloromethane	ND		0.00100		1	06/07/2024 14:16	WG2300622	DWR
Chlorodibromomethane	ND		0.00100		1	06/07/2024 14:16	WG2300622	DWR
Bromoform	ND		0.00100		1	06/07/2024 14:16	WG2300622	DWR
Total Trihalomethanes	ND		0.00100	0.08	1	06/07/2024 14:16	WG2300622	DWR

Method Blank (MB)

(MB) R4086961-1 06/26/24 16:57

Analyte	MB Result mg/l	MB Qualifier	MB MDL mg/l	MB RDL mg/l
Barium	0.00144	↓	0.000795	0.00500
Chromium	U		0.00163	0.0100
Copper	U		0.00226	0.0100
Iron	U		0.0205	0.0500
Manganese	U		0.000855	0.0100
Nickel	U		0.00182	0.0100
Strontium	U		0.000683	0.0100
Zinc	U		0.00578	0.0500

¹ Cp

² Tc

³ Ss

⁴ Cn

⁵ Sr

⁶ Qc

⁷ Gl

⁸ Al

⁹ Sc

Laboratory Control Sample (LCS)

(LCS) R4086961-3 06/26/24 17:01

Analyte	Spike Amount mg/l	LCS Result mg/l	LCS Rec. %	Rec. Limits %	LCS Qualifier
Barium	1.00	1.06	106	85.0-115	
Chromium	1.00	1.02	102	85.0-115	
Copper	1.00	1.05	105	85.0-115	
Iron	10.0	10.4	104	85.0-115	
Manganese	1.00	1.03	103	85.0-115	
Nickel	1.00	1.02	102	85.0-115	
Strontium	1.00	1.03	103	85.0-115	
Zinc	1.00	1.02	102	85.0-115	

L1741551-01 Original Sample (OS) • Matrix Spike (MS) • Matrix Spike Duplicate (MSD)

(OS) L1741551-01 06/26/24 17:02 • (MS) R4086961-5 06/26/24 17:06 • (MSD) R4086961-6 06/26/24 17:08

Analyte	Spike Amount mg/l	Original Result mg/l	MS Result mg/l	MSD Result mg/l	MS Rec. %	MSD Rec. %	Dilution	Rec. Limits %	MS Qualifier	MSD Qualifier	RPD %	RPD Limits %
Barium	1.00	0.0465	1.07	1.08	103	104	1	75.0-125			0.690	20
Chromium	1.00	ND	1.01	1.00	101	100	1	75.0-125			0.758	20
Copper	1.00	ND	1.03	1.03	102	102	1	75.0-125			0.0181	20
Iron	10.0	0.0585	10.4	10.2	103	102	1	75.0-125			1.06	20
Manganese	1.00	ND	1.01	1.01	101	100	1	75.0-125			0.285	20
Nickel	1.00	ND	1.00	1.02	100	102	1	75.0-125			1.53	20
Strontium	1.00	0.0467	1.06	1.04	101	99.6	1	75.0-125			1.25	20
Zinc	1.00	ND	1.00	1.01	99.4	99.8	1	75.0-125			0.413	20

Method Blank (MB)

(MB) R4088132-1 06/28/24 17:13

Analyte	MB Result	MB Qualifier	MB MDL	MB RDL
	mg/l		mg/l	mg/l
Barium	U		0.000795	0.00500
Chromium	U		0.00163	0.0100
Copper	U		0.00226	0.0100
Iron	0.0348	U	0.0205	0.0500
Manganese	U		0.000855	0.0100
Nickel	U		0.00182	0.0100
Strontium	U		0.000683	0.0100
Zinc	U		0.00578	0.0500

1 Cp

2 Tc

3 Ss

4 Cn

5 Sr

6 Qc

Laboratory Control Sample (LCS)

(LCS) R4088132-2 06/28/24 17:14

Analyte	Spike Amount	LCS Result	LCS Rec.	Rec. Limits	LCS Qualifier
	mg/l	mg/l	%	%	
Barium	1.00	1.05	105	85.0-115	
Chromium	1.00	1.07	107	85.0-115	
Copper	1.00	1.07	107	85.0-115	
Iron	10.0	10.4	104	85.0-115	
Manganese	1.00	1.07	107	85.0-115	
Nickel	1.00	1.00	100	85.0-115	
Strontium	1.00	1.05	105	85.0-115	
Zinc	1.00	1.04	104	85.0-115	

7 Gl

8 Al

9 Sc

L1745547-01 Original Sample (OS) • Matrix Spike (MS) • Matrix Spike Duplicate (MSD)

(OS) L1745547-01 06/28/24 17:18 • (MS) R4088132-5 06/28/24 17:25 • (MSD) R4088132-6 06/28/24 17:27

Analyte	Spike Amount	Original Result	MS Result	MSD Result	MS Rec.	MSD Rec.	Dilution	Rec. Limits	MS Qualifier	MSD Qualifier	RPD	RPD Limits
	mg/l	mg/l	mg/l	mg/l	%	%		%			%	%
Barium	1.00	0.0208	1.05	1.05	103	103	1	75.0-125			0.495	20
Chromium	1.00	ND	1.06	1.05	106	105	1	75.0-125			1.05	20
Copper	1.00	ND	1.05	1.04	105	104	1	75.0-125			0.661	20
Iron	10.0	ND	10.2	10.2	102	102	1	75.0-125			0.718	20
Manganese	1.00	ND	1.06	1.05	106	105	1	75.0-125			0.636	20
Nickel	1.00	ND	1.02	1.00	102	100	1	75.0-125			1.22	20
Strontium	1.00	0.103	1.12	1.11	102	101	1	75.0-125			0.753	20
Zinc	1.00	ND	1.03	1.02	103	102	1	75.0-125			0.842	20

Method Blank (MB)

(MB) R4083756-1 06/19/24 12:37

Analyte	MB Result mg/l	MB Qualifier	MB MDL mg/l	MB RDL mg/l
Aluminum	U		0.0470	0.100
Antimony	U		0.00172	0.00500
Arsenic	U		0.000195	0.00100
Beryllium	U		0.000201	0.00100
Cadmium	U		0.000160	0.00100
Lead	U		0.000513	0.00200
Thallium	U		0.000176	0.00100

¹Cp

²Tc

³Ss

⁴Cn

⁵Sr

Method Blank (MB)

(MB) R4084242-1 06/20/24 12:06

Analyte	MB Result mg/l	MB Qualifier	MB MDL mg/l	MB RDL mg/l
Selenium	U		0.000437	0.00200

⁶Qc

⁷Gl

⁸Al

Laboratory Control Sample (LCS)

(LCS) R4083756-2 06/19/24 12:46

Analyte	Spike Amount mg/l	LCS Result mg/l	LCS Rec. %	Rec. Limits %	LCS Qualifier
Aluminum	1.00	0.983	98.3	85.0-115	
Antimony	0.0500	0.0462	92.4	85.0-115	
Arsenic	0.0500	0.0496	99.3	85.0-115	
Beryllium	0.0500	0.0459	91.8	85.0-115	
Cadmium	0.0500	0.0505	101	85.0-115	
Lead	0.0500	0.0493	98.6	85.0-115	
Thallium	0.0500	0.0472	94.5	85.0-115	

⁹Sc

Laboratory Control Sample (LCS)

(LCS) R4084242-2 06/20/24 12:14

Analyte	Spike Amount mg/l	LCS Result mg/l	LCS Rec. %	Rec. Limits %	LCS Qualifier
Selenium	0.0500	0.0480	96.1	85.0-115	

L1744077-06 Original Sample (OS) • Matrix Spike (MS) • Matrix Spike Duplicate (MSD)

(OS) L1744077-06 06/19/24 12:49 • (MS) R4083756-3 06/19/24 12:52 • (MSD) R4083756-4 06/19/24 12:56

Analyte	Spike Amount mg/l	Original Result mg/l	MS Result mg/l	MSD Result mg/l	MS Rec. %	MSD Rec. %	Dilution	Rec. Limits %	MS Qualifier	MSD Qualifier	RPD %	RPD Limits %
Aluminum	1.00	ND	0.984	0.995	98.4	99.5	1	70.0-130			1.18	20
Antimony	0.0500	ND	0.0461	0.0451	92.3	90.2	1	70.0-130			2.26	20
Arsenic	0.0500	ND	0.0501	0.0500	100	100	1	70.0-130			0.295	20
Beryllium	0.0500	ND	0.0477	0.0469	95.3	93.8	1	70.0-130			1.56	20
Cadmium	0.0500	ND	0.0516	0.0506	103	101	1	70.0-130			1.98	20
Lead	0.0500	ND	0.0503	0.0518	98.5	102	1	70.0-130			3.02	20
Thallium	0.0500	ND	0.0470	0.0477	94.1	95.5	1	70.0-130			1.52	20

1 Cp

2 Tc

3 Ss

4 Cn

5 Sr

L1744077-06 Original Sample (OS) • Matrix Spike (MS) • Matrix Spike Duplicate (MSD)

(OS) L1744077-06 06/20/24 12:17 • (MS) R4084242-3 06/20/24 12:21 • (MSD) R4084242-4 06/20/24 12:25

Analyte	Spike Amount mg/l	Original Result mg/l	MS Result mg/l	MSD Result mg/l	MS Rec. %	MSD Rec. %	Dilution	Rec. Limits %	MS Qualifier	MSD Qualifier	RPD %	RPD Limits %
Selenium	0.0500	ND	0.0467	0.0467	93.4	93.4	1	70.0-130			0.0840	20

6 Qc

7 Gl

8 Al

9 Sc

Method Blank (MB)

(MB) R4090881-1 07/06/24 16:48

Analyte	MB Result	MB Qualifier	MB MDL	MB RDL
	mg/l		mg/l	mg/l
Aluminum	U		0.0470	0.100
Antimony	U		0.00172	0.00500
Arsenic	U		0.000195	0.00100
Beryllium	U		0.000201	0.00100
Cadmium	U		0.000160	0.00100
Lead	U		0.000513	0.00200
Selenium	U		0.000437	0.00200
Thallium	U		0.000176	0.00100

¹Cp

²Tc

³Ss

⁴Cn

⁵Sr

⁶Qc

Laboratory Control Sample (LCS)

(LCS) R4090881-3 07/06/24 16:54

Analyte	Spike Amount	LCS Result	LCS Rec.	Rec. Limits	LCS Qualifier
	mg/l	mg/l	%	%	
Aluminum	1.00	0.998	99.8	85.0-115	
Antimony	0.0500	0.0522	104	85.0-115	
Arsenic	0.0500	0.0512	102	85.0-115	
Beryllium	0.0500	0.0535	107	85.0-115	
Cadmium	0.0500	0.0477	95.4	85.0-115	
Lead	0.0500	0.0508	102	85.0-115	
Selenium	0.0500	0.0492	98.3	85.0-115	
Thallium	0.0500	0.0498	99.6	85.0-115	

⁷Gl

⁸Al

⁹Sc

L1743521-01 Original Sample (OS) • Matrix Spike (MS) • Matrix Spike Duplicate (MSD)

(OS) L1743521-01 07/06/24 16:58 • (MS) R4090881-4 07/06/24 17:01 • (MSD) R4090881-5 07/06/24 17:04

Analyte	Spike Amount	Original Result	MS Result	MSD Result	MS Rec.	MSD Rec.	Dilution	Rec. Limits	MS Qualifier	MSD Qualifier	RPD	RPD Limits
	mg/l	mg/l	mg/l	mg/l	%	%		%			%	%
Aluminum	1.00	ND	1.01	1.00	101	100	1	70.0-130			1.33	20
Antimony	0.0500	ND	0.0574	0.0557	115	111	1	70.0-130			3.10	20
Arsenic	0.0500	ND	0.0531	0.0519	106	103	1	70.0-130			2.22	20
Beryllium	0.0500	ND	0.0530	0.0532	106	106	1	70.0-130			0.516	20
Cadmium	0.0500	ND	0.0495	0.0494	99.0	98.8	1	70.0-130			0.204	20
Lead	0.0500	ND	0.0510	0.0505	102	101	1	70.0-130			0.939	20
Selenium	0.0500	ND	0.0515	0.0515	103	103	1	70.0-130			0.145	20
Thallium	0.0500	ND	0.0499	0.0484	99.8	96.8	1	70.0-130			3.04	20

Method Blank (MB)

(MB) R4081737-2 06/07/24 11:34

Analyte	MB Result	MB Qualifier	MB MDL	MB RDL
	mg/l		mg/l	mg/l
Chloroform	U		0.0000800	0.00100
Bromodichloromethane	U		0.0000810	0.00100
Chlorodibromomethane	U		0.0000930	0.00100
Bromoform	U		0.0000800	0.00100
Total Trihalomethanes	U		0.000334	0.00100

Laboratory Control Sample (LCS)

(LCS) R4081737-1 06/07/24 10:24

Analyte	Spike Amount	LCS Result	LCS Rec.	Rec. Limits	LCS Qualifier
	mg/l	mg/l	%	%	
Chloroform	0.00500	0.00503	101	70.0-130	
Bromodichloromethane	0.00500	0.00488	97.6	70.0-130	
Chlorodibromomethane	0.00500	0.00452	90.4	70.0-130	
Bromoform	0.00500	0.00438	87.6	70.0-130	
Total Trihalomethanes	0.0200	0.0188	94.0	70.0-130	

¹ Cp

² Tc

³ Ss

⁴ Cn

⁵ Sr

⁶ Qc

⁷ Gl

⁸ Al

⁹ Sc

GLOSSARY OF TERMS

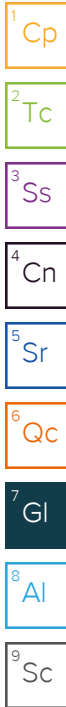
Guide to Reading and Understanding Your Laboratory Report

The information below is designed to better explain the various terms used in your report of analytical results from the Laboratory. This is not intended as a comprehensive explanation, and if you have additional questions please contact your project representative.

Results Disclaimer - Information that may be provided by the customer, and contained within this report, include Permit Limits, Project Name, Sample ID, Sample Matrix, Sample Preservation, Field Blanks, Field Spikes, Field Duplicates, On-Site Data, Sampling Collection Dates/Times, and Sampling Location. Results relate to the accuracy of this information provided, and as the samples are received.

Abbreviations and Definitions

MDL	Method Detection Limit.
ND	Not detected at the Reporting Limit (or MDL where applicable).
RDL	Reported Detection Limit.
Rec.	Recovery.
RPD	Relative Percent Difference.
SDG	Sample Delivery Group.
U	Not detected at the Reporting Limit (or MDL where applicable).
Analyte	The name of the particular compound or analysis performed. Some Analyses and Methods will have multiple analytes reported.
Dilution	If the sample matrix contains an interfering material, the sample preparation volume or weight values differ from the standard, or if concentrations of analytes in the sample are higher than the highest limit of concentration that the laboratory can accurately report, the sample may be diluted for analysis. If a value different than 1 is used in this field, the result reported has already been corrected for this factor.
Limits	These are the target % recovery ranges or % difference value that the laboratory has historically determined as normal for the method and analyte being reported. Successful QC Sample analysis will target all analytes recovered or duplicated within these ranges.
Original Sample	The non-spiked sample in the prep batch used to determine the Relative Percent Difference (RPD) from a quality control sample. The Original Sample may not be included within the reported SDG.
Qualifier	This column provides a letter and/or number designation that corresponds to additional information concerning the result reported. If a Qualifier is present, a definition per Qualifier is provided within the Glossary and Definitions page and potentially a discussion of possible implications of the Qualifier in the Case Narrative if applicable.
Result	The actual analytical final result (corrected for any sample specific characteristics) reported for your sample. If there was no measurable result returned for a specific analyte, the result in this column may state "ND" (Not Detected) or "BDL" (Below Detectable Levels). The information in the results column should always be accompanied by either an MDL (Method Detection Limit) or RDL (Reporting Detection Limit) that defines the lowest value that the laboratory could detect or report for this analyte.
Uncertainty (Radiochemistry)	Confidence level of 2 sigma.
Case Narrative (Cn)	A brief discussion about the included sample results, including a discussion of any non-conformances to protocol observed either at sample receipt by the laboratory from the field or during the analytical process. If present, there will be a section in the Case Narrative to discuss the meaning of any data qualifiers used in the report.
Quality Control Summary (Qc)	This section of the report includes the results of the laboratory quality control analyses required by procedure or analytical methods to assist in evaluating the validity of the results reported for your samples. These analyses are not being performed on your samples typically, but on laboratory generated material.
Sample Chain of Custody (Sc)	This is the document created in the field when your samples were initially collected. This is used to verify the time and date of collection, the person collecting the samples, and the analyses that the laboratory is requested to perform. This chain of custody also documents all persons (excluding commercial shippers) that have had control or possession of the samples from the time of collection until delivery to the laboratory for analysis.
Sample Results (Sr)	This section of your report will provide the results of all testing performed on your samples. These results are provided by sample ID and are separated by the analyses performed on each sample. The header line of each analysis section for each sample will provide the name and method number for the analysis reported.
Sample Summary (Ss)	This section of the Analytical Report defines the specific analyses performed for each sample ID, including the dates and times of preparation and/or analysis.
Qualifier	Description
B	The same analyte is found in the associated blank.
J	The identification of the analyte is acceptable; the reported value is an estimate.



ACCREDITATIONS & LOCATIONS

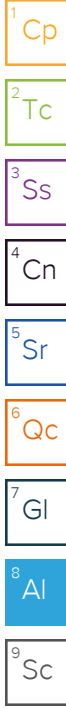
Pace Analytical National 12065 Lebanon Rd Mount Juliet, TN 37122

Alabama	40660	Nebraska	NE-OS-15-05
Alaska	17-026	Nevada	TN000032021-1
Arizona	AZ0612	New Hampshire	2975
Arkansas	88-0469	New Jersey–NELAP	TN002
California	2932	New Mexico ¹	TN00003
Colorado	TN00003	New York	11742
Connecticut	PH-0197	North Carolina	Env375
Florida	E87487	North Carolina ¹	DW21704
Georgia	NELAP	North Carolina ³	41
Georgia ¹	923	North Dakota	R-140
Idaho	TN00003	Ohio–VAP	CL0069
Illinois	200008	Oklahoma	9915
Indiana	C-TN-01	Oregon	TN200002
Iowa	364	Pennsylvania	68-02979
Kansas	E-10277	Rhode Island	LA000356
Kentucky ^{1,6}	KY90010	South Carolina	84004002
Kentucky ²	16	South Dakota	n/a
Louisiana	AI30792	Tennessee ^{1,4}	2006
Louisiana	LA018	Texas	T104704245-20-18
Maine	TN00003	Texas ⁵	LAB0152
Maryland	324	Utah	TN000032021-11
Massachusetts	M-TN003	Vermont	VT2006
Michigan	9958	Virginia	110033
Minnesota	047-999-395	Washington	C847
Mississippi	TN00003	West Virginia	233
Missouri	340	Wisconsin	998093910
Montana	CERT0086	Wyoming	A2LA
A2LA – ISO 17025	1461.01	AIHA-LAP,LLC EMLAP	100789
A2LA – ISO 17025 ⁵	1461.02	DOD	1461.01
Canada	1461.01	USDA	P330-15-00234
EPA–Crypto	TN00003		

¹ Drinking Water ² Underground Storage Tanks ³ Aquatic Toxicity ⁴ Chemical/Microbiological ⁵ Mold ⁶ Wastewater n/a Accreditation not applicable

* Not all certifications held by the laboratory are applicable to the results reported in the attached report.

* Accreditation is only applicable to the test methods specified on each scope of accreditation held by Pace Analytical.



Water Utility Services, Inc

21615 Rhodes Rd.
Spring, TX 77388

Billing Information:

Water Utility Services
P.O. Box 2628
Spring, TX 77383

Pres
Chk

Analysis / Container / Preservative

Chain of Custody Page ___ of ___



12065 Lebanon Rd
Mount Juliet, TN 37122
Phone: 615-758-5858
Phone: 800-767-5859
Fax: 615-758-5859



Report to:
Steve Grychka

Email To:
steve@waterutilityservice.com

Project Description: *New Fairview MUD 1*

City/State Collected: *TX*

Phone: 281-290-0704
Fax:

Client Project #

Lab Project #

Collected by (print):
Ryan Deculus

Site/Facility ID #

P.O. #

Collected by (signature):

Rush? (Lab MUST Be Notified)

Quote #

Immediately Packed on Ice N ___ Y

___ Same Day ___ Five Day
___ Next Day ___ 5 Day (Rad Only)
___ Two Day ___ 10 Day (Rad Only)
___ Three Day

Date Results Needed

No. of
Cntrs

TT HMs

As, Cd, Cr, Cu, Ni, Pb, Zn, Fe, Mn
Sb, Ba, Be, Se, Tl, Sr, Al

Sample ID	Comp/Grab	Matrix *	Depth	Date	Time	No. of Cntrs	TT	H	M	S	As	Cd	Cr	Cu	Ni	Pb	Zn	Fe	Mn	Sb	Ba	Be	Se	Tl	Sr	Al	
WPI GST	G	DW		6-1-24	1259	3	✓	✓	✓	✓	✓	✓	✓	✓	✓	✓	✓	✓	✓	✓	✓	✓	✓	✓	✓	✓	✓
WP2 GST	G	DW		↓	1310	3	✓	✓	✓	✓	✓	✓	✓	✓	✓	✓	✓	✓	✓	✓	✓	✓	✓	✓	✓	✓	✓
157 Oak Grove	G	DW			1345	3	✓	✓	✓	✓	✓	✓	✓	✓	✓	✓	✓	✓	✓	✓	✓	✓	✓	✓	✓	✓	✓
144 Ridge top	G	DW			1333	3	✓	✓	✓	✓	✓	✓	✓	✓	✓	✓	✓	✓	✓	✓	✓	✓	✓	✓	✓	✓	✓

L# *U743521*
Table # **H185**
Acctnum: WATERSTX01
Template:
Prelogin:
TSR: Rodney Shinbaum
PB:
Shipped Via:
Remarks Sample # (lab only)
-01
-02
-03
-04

* Matrix:
SS - Soil AIR - Air F - Filter
GW - Groundwater B - Bioassay
WW - WasteWater
DW - Drinking Water
OT - Other

Remarks:
pH _____ Temp _____
Flow _____ Other _____
Samples returned via:
___ UPS ___ FedEx ___ Courier _____
Tracking # _____

Sample Receipt Checklist
COC Seal Present/Intact: /NP ___ Y ___ N
COC Signed/Accurate: /___ Y ___ N
Bottles arrive intact: /___ Y ___ N
Correct bottles used: /___ Y ___ N
Sufficient volume sent: /___ Y ___ N
If Applicable
VOA Zero Headspace: ___ Y ___ N
Preservation Correct/Checked: /___ Y ___ N

Relinquished by: (Signature) <i>[Signature]</i>	Date: <i>6/5/24</i>	Time: <i>13:10</i>	Received by: (Signature) <i>[Signature]</i>	Trip Blank Received: Yes/No HCL / MeOH TBR
Relinquished by: (Signature) <i>[Signature]</i>	Date: <i>6/5/24</i>	Time: <i>13:00</i>	Received by: (Signature)	Temp: <i>EOAG</i> °C <i>3.5 to 3 = 3.8</i>
Relinquished by: (Signature)	Date:	Time:	Received for lab by: (Signature) <i>Easton Organ</i>	Date: <i>6/6/24</i> Time: <i>0800</i>

If preservation required by Login: Date/Time
Hold:
Condition: NCF / **OK**