

Water Utility Services, Inc.

21615 Rhodes Rd
Spring, Texas 77388
281-290-0704

Client: Inframark
2002 West Grand Pkwy North, Ste 100
Katy, TX 77449
Zachary Willeford

Test Report

PROJECT LOCATION: New Fairview MUD
COLLECTION DATE: 12/16/23
SAMPLE TYPE: Grab

COLLECTED BY: RD
SAMPLE MATRIX: Potable Water

PARAMETER	WP1 GST	WP2 GST	157 Oak Grove	144 Ridge Top	METHOD	ANALYST	DATE
pH, s.u.	8.58	8.55	8.59	8.63	EPA 150.1	RD	12/16/23
Free Chlorine, mg/L	2.80	3.10	2.08	1.55	Hach 8021	RD	12/16/23
Hardness, mgCaCO ₃ /L	28	24	26	26	Hach 8226	TC	12/20/23
Slime Forming Bacteria, cfu/ml**	negative	negative	negative	negative	BART	RD	12/16/23
Iron Related Bacteria, cfu/ml **	negative	negative	negative	negative	BART	RD	12/16/23
Sulfate Reducing Bacteria, cfu/ml**	negative	negative	negative	negative	BART	RD	12/16/23

** Approximate concentration

Steve Grychka

Steve Grychka
Laboratory Director

- 1 Cp
- 2 Tc
- 3 Ss
- 4 Cn
- 5 Sr
- 6 Qc
- 7 Gl
- 8 Al
- 9 Sc

Water Utility Services Inc

Sample Delivery Group: L1689711
Samples Received: 12/19/2023
Project Number:
Description: New Fairview MUD 1

Report To: Mr. Steve Grychka
PO Box 2628
Spring, TX 77383

Entire Report Reviewed By:












Rodney Shinbaum
Project Manager

Results relate only to the items tested or calibrated and are reported as rounded values. This test report shall not be reproduced, except in full, without written approval of the laboratory. Where applicable, sampling conducted by Pace Analytical National is performed per guidance provided in laboratory standard operating procedures ENV-SOP-MTJL-0067 and ENV-SOP-MTJL-0068. Where sampling conducted by the customer, results relate to the accuracy of the information provided, and as the samples are received.

Pace Analytical National

12065 Lebanon Rd Mount Juliet, TN 37122 615-758-5858 800-767-5859 www.pacenational.com

TABLE OF CONTENTS

Cp: Cover Page	1	
Tc: Table of Contents	2	
Ss: Sample Summary	3	
Cn: Case Narrative	4	
Sr: Sample Results	5	
WP1 GST1 L1689711-01	5	
WP2 GST2 L1689711-02	6	
157 OAK GROVE L1689711-03	7	
144 RIDGE TOP L1689711-04	8	
Qc: Quality Control Summary	9	
Metals (ICP) by Method 200.7	9	
Metals (ICPMS) by Method 200.8	11	
Volatile Organic Compounds (GC/MS) by Method 524.2	13	
Gl: Glossary of Terms	14	
Al: Accreditations & Locations	15	
Sc: Sample Chain of Custody	16	

SAMPLE SUMMARY

WP1 GST1 L1689711-01 DW

Collected by: Ryan Deculus
 Collected date/time: 12/16/23 14:22
 Received date/time: 12/19/23 08:00

Method	Batch	Dilution	Preparation date/time	Analysis date/time	Analyst	Location
Metals (ICP) by Method 200.7	WG2194585	1	12/27/23 08:33	12/27/23 11:54	DJS	Mt. Juliet, TN
Metals (ICP) by Method 200.7	WG2198321	1	12/31/23 16:50	12/31/23 18:10	ZSA	Mt. Juliet, TN
Metals (ICPMS) by Method 200.8	WG2194116	1	12/27/23 08:48	12/29/23 01:20	SJM	Mt. Juliet, TN
Volatile Organic Compounds (GC/MS) by Method 524.2	WG2192979	1	12/20/23 18:45	12/20/23 18:45	DWR	Mt. Juliet, TN

1 Cp

2 Tc

3 Ss

4 Cn

5 Sr

6 Qc

7 Gl

8 Al

9 Sc

WP2 GST2 L1689711-02 DW

Collected by: Ryan Deculus
 Collected date/time: 12/16/23 14:40
 Received date/time: 12/19/23 08:00

Method	Batch	Dilution	Preparation date/time	Analysis date/time	Analyst	Location
Metals (ICP) by Method 200.7	WG2194585	1	12/27/23 08:33	12/27/23 12:05	DJS	Mt. Juliet, TN
Metals (ICP) by Method 200.7	WG2198321	1	12/31/23 16:50	12/31/23 18:13	ZSA	Mt. Juliet, TN
Metals (ICPMS) by Method 200.8	WG2194116	1	12/27/23 08:48	12/29/23 01:23	SJM	Mt. Juliet, TN
Volatile Organic Compounds (GC/MS) by Method 524.2	WG2192979	1	12/20/23 19:09	12/20/23 19:09	DWR	Mt. Juliet, TN

157 OAK GROVE L1689711-03 DW

Collected by: Ryan Deculus
 Collected date/time: 12/16/23 14:30
 Received date/time: 12/19/23 08:00

Method	Batch	Dilution	Preparation date/time	Analysis date/time	Analyst	Location
Metals (ICP) by Method 200.7	WG2194585	1	12/27/23 08:33	12/27/23 12:08	DJS	Mt. Juliet, TN
Metals (ICP) by Method 200.7	WG2198321	1	12/31/23 16:50	12/31/23 18:16	ZSA	Mt. Juliet, TN
Metals (ICPMS) by Method 200.8	WG2194116	1	12/27/23 08:48	12/29/23 01:26	SJM	Mt. Juliet, TN
Volatile Organic Compounds (GC/MS) by Method 524.2	WG2192979	1	12/20/23 19:32	12/20/23 19:32	DWR	Mt. Juliet, TN

144 RIDGE TOP L1689711-04 DW

Collected by: Ryan Deculus
 Collected date/time: 12/16/23 14:46
 Received date/time: 12/19/23 08:00

Method	Batch	Dilution	Preparation date/time	Analysis date/time	Analyst	Location
Metals (ICP) by Method 200.7	WG2194585	1	12/27/23 08:33	12/27/23 12:10	DJS	Mt. Juliet, TN
Metals (ICP) by Method 200.7	WG2198321	1	12/31/23 16:50	12/31/23 18:19	ZSA	Mt. Juliet, TN
Metals (ICPMS) by Method 200.8	WG2194116	1	12/27/23 08:48	12/29/23 01:30	SJM	Mt. Juliet, TN
Volatile Organic Compounds (GC/MS) by Method 524.2	WG2192979	1	12/20/23 19:55	12/20/23 19:55	DWR	Mt. Juliet, TN

CASE NARRATIVE

All sample aliquots were received at the correct temperature, in the proper containers, with the appropriate preservatives, and within method specified holding times, unless qualified or notated within the report. Where applicable, all MDL (LOD) and RDL (LOQ) values reported for environmental samples have been corrected for the dilution factor used in the analysis. All Method and Batch Quality Control are within established criteria except where addressed in this case narrative, a non-conformance form or properly qualified within the sample results. By my digital signature below, I affirm to the best of my knowledge, all problems/anomalies observed by the laboratory as having the potential to affect the quality of the data have been identified by the laboratory, and no information or data have been knowingly withheld that would affect the quality of the data.



Rodney Shinbaum
Project Manager

¹ Cp

² Tc

³ Ss

⁴ Cn

⁵ Sr

⁶ Qc

⁷ Gl

⁸ Al

⁹ Sc

Metals (ICP) by Method 200.7

Analyte	Result	Qualifier	Det. Limit	Reference Limit	Dilution	Analysis	Batch	Analyst
	mg/l		mg/l	mg/l		date / time		
Iron	ND		0.0500	0.30	1	12/31/2023 18:10	WG2198321	ZSA
Strontium	0.631		0.0100		1	12/27/2023 11:54	WG2194585	DJS

- 1 Cp
- 2 Tc
- 3 Ss
- 4 Cn
- 5 Sr
- 6 Qc
- 7 Gl
- 8 Al
- 9 Sc

Metals (ICPMS) by Method 200.8

Analyte	Result	Qualifier	Det. Limit	Reference Limit	Dilution	Analysis	Batch	Analyst
	mg/l		mg/l	mg/l		date / time		
Aluminum	ND		0.100	0.20	1	12/29/2023 01:20	WG2194116	SJM
Antimony	ND		0.00500	0.0060	1	12/29/2023 01:20	WG2194116	SJM
Arsenic	ND		0.00100	0.01	1	12/29/2023 01:20	WG2194116	SJM
Barium	0.0423		0.00500	2	1	12/29/2023 01:20	WG2194116	SJM
Beryllium	ND		0.00100	0.0040	1	12/29/2023 01:20	WG2194116	SJM
Cadmium	ND		0.00100	0.0050	1	12/29/2023 01:20	WG2194116	SJM
Chromium	ND		0.0200	0.10	1	12/29/2023 01:20	WG2194116	SJM
Copper	0.00448		0.00100	1.30	1	12/29/2023 01:20	WG2194116	SJM
Lead	ND		0.00200	0.0150	1	12/29/2023 01:20	WG2194116	SJM
Manganese	ND		0.00500		1	12/29/2023 01:20	WG2194116	SJM
Nickel	ND		0.00200	0.01	1	12/29/2023 01:20	WG2194116	SJM
Selenium	ND		0.00200	0.05	1	12/29/2023 01:20	WG2194116	SJM
Thallium	ND		0.00100	0.0020	1	12/29/2023 01:20	WG2194116	SJM
Zinc	ND		0.0200	5	1	12/29/2023 01:20	WG2194116	SJM

Volatile Organic Compounds (GC/MS) by Method 524.2

Analyte	Result	Qualifier	Det. Limit	Reference Limit	Dilution	Analysis	Batch	Analyst
	mg/l		mg/l	mg/l		date / time		
Chloroform	ND		0.00100		1	12/20/2023 18:45	WG2192979	DWR
Bromodichloromethane	ND		0.00100		1	12/20/2023 18:45	WG2192979	DWR
Chlorodibromomethane	ND		0.00100		1	12/20/2023 18:45	WG2192979	DWR
Bromoform	0.00189		0.00100		1	12/20/2023 18:45	WG2192979	DWR
Total Trihalomethanes	0.00189		0.00100	0.08	1	12/20/2023 18:45	WG2192979	DWR

Metals (ICP) by Method 200.7

Analyte	Result	Qualifier	Det. Limit	Reference Limit	Dilution	Analysis	Batch	Analyst
	mg/l		mg/l	mg/l		date / time		
Iron	ND		0.0500	0.30	1	12/31/2023 18:13	WG2198321	ZSA
Strontium	0.685		0.0100		1	12/27/2023 12:05	WG2194585	DJS

1 Cp

2 Tc

3 Ss

4 Cn

5 Sr

6 Qc

7 Gl

8 Al

9 Sc

Metals (ICPMS) by Method 200.8

Analyte	Result	Qualifier	Det. Limit	Reference Limit	Dilution	Analysis	Batch	Analyst
	mg/l		mg/l	mg/l		date / time		
Aluminum	ND		0.100	0.20	1	12/29/2023 01:23	WG2194116	SJM
Antimony	ND		0.00500	0.0060	1	12/29/2023 01:23	WG2194116	SJM
Arsenic	ND		0.00100	0.01	1	12/29/2023 01:23	WG2194116	SJM
Barium	0.0434		0.00500	2	1	12/29/2023 01:23	WG2194116	SJM
Beryllium	ND		0.00100	0.0040	1	12/29/2023 01:23	WG2194116	SJM
Cadmium	ND		0.00100	0.0050	1	12/29/2023 01:23	WG2194116	SJM
Chromium	ND		0.0200	0.10	1	12/29/2023 01:23	WG2194116	SJM
Copper	0.00911		0.00100	1.30	1	12/29/2023 01:23	WG2194116	SJM
Lead	ND		0.00200	0.0150	1	12/29/2023 01:23	WG2194116	SJM
Manganese	ND		0.00500		1	12/29/2023 01:23	WG2194116	SJM
Nickel	ND		0.00200	0.01	1	12/29/2023 01:23	WG2194116	SJM
Selenium	ND		0.00200	0.05	1	12/29/2023 01:23	WG2194116	SJM
Thallium	ND		0.00100	0.0020	1	12/29/2023 01:23	WG2194116	SJM
Zinc	0.0205		0.0200	5	1	12/29/2023 01:23	WG2194116	SJM

Volatile Organic Compounds (GC/MS) by Method 524.2

Analyte	Result	Qualifier	Det. Limit	Reference Limit	Dilution	Analysis	Batch	Analyst
	mg/l		mg/l	mg/l		date / time		
Chloroform	ND		0.00100		1	12/20/2023 19:09	WG2192979	DWR
Bromodichloromethane	ND		0.00100		1	12/20/2023 19:09	WG2192979	DWR
Chlorodibromomethane	0.00133		0.00100		1	12/20/2023 19:09	WG2192979	DWR
Bromoform	0.00399		0.00100		1	12/20/2023 19:09	WG2192979	DWR
Total Trihalomethanes	0.00532		0.00100	0.08	1	12/20/2023 19:09	WG2192979	DWR

Metals (ICP) by Method 200.7

Analyte	Result	Qualifier	Det. Limit	Reference Limit	Dilution	Analysis	Batch	Analyst
	mg/l		mg/l	mg/l		date / time		
Iron	ND		0.0500	0.30	1	12/31/2023 18:16	WG2198321	ZSA
Strontium	0.676		0.0100		1	12/27/2023 12:08	WG2194585	DJS

1 Cp

2 Tc

3 Ss

4 Cn

5 Sr

6 Qc

7 Gl

8 Al

9 Sc

Metals (ICPMS) by Method 200.8

Analyte	Result	Qualifier	Det. Limit	Reference Limit	Dilution	Analysis	Batch	Analyst
	mg/l		mg/l	mg/l		date / time		
Aluminum	ND		0.100	0.20	1	12/29/2023 01:26	WG2194116	SJM
Antimony	ND		0.00500	0.0060	1	12/29/2023 01:26	WG2194116	SJM
Arsenic	ND		0.00100	0.01	1	12/29/2023 01:26	WG2194116	SJM
Barium	0.0502		0.00500	2	1	12/29/2023 01:26	WG2194116	SJM
Beryllium	ND		0.00100	0.0040	1	12/29/2023 01:26	WG2194116	SJM
Cadmium	ND		0.00100	0.0050	1	12/29/2023 01:26	WG2194116	SJM
Chromium	ND		0.0200	0.10	1	12/29/2023 01:26	WG2194116	SJM
Copper	0.0269		0.00100	1.30	1	12/29/2023 01:26	WG2194116	SJM
Lead	ND		0.00200	0.0150	1	12/29/2023 01:26	WG2194116	SJM
Manganese	ND		0.00500		1	12/29/2023 01:26	WG2194116	SJM
Nickel	ND		0.00200	0.01	1	12/29/2023 01:26	WG2194116	SJM
Selenium	ND		0.00200	0.05	1	12/29/2023 01:26	WG2194116	SJM
Thallium	ND		0.00100	0.0020	1	12/29/2023 01:26	WG2194116	SJM
Zinc	ND		0.0200	5	1	12/29/2023 01:26	WG2194116	SJM

Volatile Organic Compounds (GC/MS) by Method 524.2

Analyte	Result	Qualifier	Det. Limit	Reference Limit	Dilution	Analysis	Batch	Analyst
	mg/l		mg/l	mg/l		date / time		
Chloroform	ND		0.00100		1	12/20/2023 19:32	WG2192979	DWR
Bromodichloromethane	ND		0.00100		1	12/20/2023 19:32	WG2192979	DWR
Chlorodibromomethane	0.00128		0.00100		1	12/20/2023 19:32	WG2192979	DWR
Bromoform	0.00375		0.00100		1	12/20/2023 19:32	WG2192979	DWR
Total Trihalomethanes	0.00503		0.00100	0.08	1	12/20/2023 19:32	WG2192979	DWR

Metals (ICP) by Method 200.7

Analyte	Result	Qualifier	Det. Limit	Reference Limit	Dilution	Analysis	Batch	Analyst
	mg/l		mg/l	mg/l		date / time		
Iron	ND		0.0500	0.30	1	12/31/2023 18:19	WG2198321	ZSA
Strontium	0.713		0.0100		1	12/27/2023 12:10	WG2194585	DJS

1 Cp

2 Tc

3 Ss

4 Cn

5 Sr

6 Qc

7 Gl

8 Al

9 Sc

Metals (ICPMS) by Method 200.8

Analyte	Result	Qualifier	Det. Limit	Reference Limit	Dilution	Analysis	Batch	Analyst
	mg/l		mg/l	mg/l		date / time		
Aluminum	ND		0.100	0.20	1	12/29/2023 01:30	WG2194116	SJM
Antimony	ND		0.00500	0.0060	1	12/29/2023 01:30	WG2194116	SJM
Arsenic	ND		0.00100	0.01	1	12/29/2023 01:30	WG2194116	SJM
Barium	0.0528		0.00500	2	1	12/29/2023 01:30	WG2194116	SJM
Beryllium	ND		0.00100	0.0040	1	12/29/2023 01:30	WG2194116	SJM
Cadmium	ND		0.00100	0.0050	1	12/29/2023 01:30	WG2194116	SJM
Chromium	ND		0.0200	0.10	1	12/29/2023 01:30	WG2194116	SJM
Copper	0.0289		0.00100	1.30	1	12/29/2023 01:30	WG2194116	SJM
Lead	ND		0.00200	0.0150	1	12/29/2023 01:30	WG2194116	SJM
Manganese	ND		0.00500		1	12/29/2023 01:30	WG2194116	SJM
Nickel	ND		0.00200	0.01	1	12/29/2023 01:30	WG2194116	SJM
Selenium	ND		0.00200	0.05	1	12/29/2023 01:30	WG2194116	SJM
Thallium	ND		0.00100	0.0020	1	12/29/2023 01:30	WG2194116	SJM
Zinc	ND		0.0200	5	1	12/29/2023 01:30	WG2194116	SJM

Volatile Organic Compounds (GC/MS) by Method 524.2

Analyte	Result	Qualifier	Det. Limit	Reference Limit	Dilution	Analysis	Batch	Analyst
	mg/l		mg/l	mg/l		date / time		
Chloroform	ND		0.00100		1	12/20/2023 19:55	WG2192979	DWR
Bromodichloromethane	ND		0.00100		1	12/20/2023 19:55	WG2192979	DWR
Chlorodibromomethane	0.00127		0.00100		1	12/20/2023 19:55	WG2192979	DWR
Bromoform	0.00384		0.00100		1	12/20/2023 19:55	WG2192979	DWR
Total Trihalomethanes	0.00511		0.00100	0.08	1	12/20/2023 19:55	WG2192979	DWR

Method Blank (MB)

(MB) R4017162-1 12/27/23 11:49

Analyte	MB Result mg/l	MB Qualifier	MB MDL mg/l	MB RDL mg/l
Strontium	U		0.000683	0.0100

¹Cp

²Tc

³Ss

Laboratory Control Sample (LCS)

(LCS) R4017162-2 12/27/23 11:51

Analyte	Spike Amount mg/l	LCS Result mg/l	LCS Rec. %	Rec. Limits %	LCS Qualifier
Strontium	1.00	0.971	97.1	85.0-115	

⁴Cn

⁵Sr

L1689711-01 Original Sample (OS) • Matrix Spike (MS) • Matrix Spike Duplicate (MSD)

(OS) L1689711-01 12/27/23 11:54 • (MS) R4017162-3 12/27/23 11:57 • (MSD) R4017162-4 12/27/23 11:59

Analyte	Spike Amount mg/l	Original Result mg/l	MS Result mg/l	MSD Result mg/l	MS Rec. %	MSD Rec. %	Dilution	Rec. Limits %	MS Qualifier	MSD Qualifier	RPD %	RPD Limits %
Strontium	1.00	0.631	1.60	1.62	97.0	98.8	1	75.0-125			1.08	20

⁶Qc

⁷Gl

⁸Al

⁹Sc

Method Blank (MB)

(MB) R4018579-1 12/31/23 17:57

Analyte	MB Result mg/l	MB Qualifier	MB MDL mg/l	MB RDL mg/l
Iron	U		0.0205	0.0500

¹Cp

²Tc

³Ss

Laboratory Control Sample (LCS)

(LCS) R4018579-2 12/31/23 17:59

Analyte	Spike Amount mg/l	LCS Result mg/l	LCS Rec. %	Rec. Limits %	LCS Qualifier
Iron	10.0	9.69	96.9	85.0-115	

⁴Cn

⁵Sr

L1691846-03 Original Sample (OS) • Matrix Spike (MS) • Matrix Spike Duplicate (MSD)

(OS) L1691846-03 12/31/23 18:02 • (MS) R4018579-3 12/31/23 18:05 • (MSD) R4018579-4 12/31/23 18:08

Analyte	Spike Amount mg/l	Original Result mg/l	MS Result mg/l	MSD Result mg/l	MS Rec. %	MSD Rec. %	Dilution	Rec. Limits %	MS Qualifier	MSD Qualifier	RPD %	RPD Limits %
Iron	10.0	ND	9.46	9.50	94.6	95.0	1	75.0-125			0.364	20

⁶Qc

⁷Gl

⁸Al

⁹Sc

Method Blank (MB)

(MB) R4018090-1 12/29/23 01:03

Analyte	MB Result mg/l	MB Qualifier	MB MDL mg/l	MB RDL mg/l
Aluminum	U		0.0470	0.100
Antimony	U		0.00172	0.00500
Arsenic	U		0.000195	0.00100
Barium	U		0.000476	0.00500
Beryllium	U		0.000201	0.00100
Cadmium	U		0.000160	0.00100
Chromium	U		0.00560	0.0200
Copper	U		0.000670	0.00100
Lead	U		0.000513	0.00200
Manganese	U		0.000982	0.00500
Nickel	U		0.000514	0.00200
Selenium	U		0.000437	0.00200
Thallium	U		0.000176	0.00100
Zinc	U		0.00796	0.0200

¹Cp

²Tc

³Ss

⁴Cn

⁵Sr

⁶Qc

⁷Gl

⁸Al

⁹Sc

Laboratory Control Sample (LCS)

(LCS) R4018090-2 12/29/23 01:07

Analyte	Spike Amount mg/l	LCS Result mg/l	LCS Rec. %	Rec. Limits %	LCS Qualifier
Aluminum	1.00	0.992	99.2	85.0-115	
Antimony	0.0500	0.0572	114	85.0-115	
Arsenic	0.0500	0.0506	101	85.0-115	
Barium	0.0500	0.0538	108	85.0-115	
Beryllium	0.0500	0.0470	94.0	85.0-115	
Cadmium	0.0500	0.0513	103	85.0-115	
Chromium	0.0500	0.0502	100	85.0-115	
Copper	0.0500	0.0483	96.6	85.0-115	
Lead	0.0500	0.0491	98.1	85.0-115	
Manganese	0.0500	0.0504	101	85.0-115	
Nickel	0.0500	0.0511	102	85.0-115	
Selenium	0.0500	0.0497	99.4	85.0-115	
Thallium	0.0500	0.0482	96.3	85.0-115	
Zinc	0.0500	0.0488	97.5	85.0-115	

L1689862-03 Original Sample (OS) • Matrix Spike (MS) • Matrix Spike Duplicate (MSD)

(OS) L1689862-03 12/29/23 01:10 • (MS) R4018090-3 12/29/23 01:13 • (MSD) R4018090-4 12/29/23 01:16

Analyte	Spike Amount mg/l	Original Result mg/l	MS Result mg/l	MSD Result mg/l	MS Rec. %	MSD Rec. %	Dilution	Rec. Limits %	MS Qualifier	MSD Qualifier	RPD %	RPD Limits %
Aluminum	1.00	ND	1.03	1.01	95.1	93.5	1	70.0-130			1.61	20
Antimony	0.0500	ND	0.0563	0.0555	113	111	1	70.0-130			1.38	20
Arsenic	0.0500	ND	0.0492	0.0486	98.4	97.1	1	70.0-130			1.31	20
Barium	0.0500	ND	0.0544	0.0534	107	105	1	70.0-130			1.91	20
Beryllium	0.0500	ND	0.0467	0.0490	93.4	97.9	1	70.0-130			4.72	20
Cadmium	0.0500	ND	0.0478	0.0491	95.6	98.2	1	70.0-130			2.63	20
Chromium	0.0500	ND	0.0460	0.0456	92.0	91.3	1	70.0-130			0.772	20
Copper	0.0500	0.128	0.180	0.171	104	87.0	1	70.0-130			4.84	20
Lead	0.0500	0.00264	0.0514	0.0493	97.5	93.3	1	70.0-130			4.21	20
Manganese	0.0500	ND	0.0522	0.0507	95.2	92.1	1	70.0-130			3.00	20
Nickel	0.0500	0.0131	0.0596	0.0590	93.0	91.7	1	70.0-130			1.09	20
Selenium	0.0500	ND	0.0476	0.0481	95.3	96.2	1	70.0-130			0.994	20
Thallium	0.0500	ND	0.0461	0.0444	92.1	88.8	1	70.0-130			3.64	20
Zinc	0.0500	0.0725	0.123	0.121	101	97.3	1	70.0-130			1.48	20

¹ Cp

² Tc

³ Ss

⁴ Cn

⁵ Sr

⁶ Qc

⁷ Gl

⁸ Al

⁹ Sc

Method Blank (MB)

(MB) R4017168-2 12/20/23 11:22

Analyte	MB Result	MB Qualifier	MB MDL	MB RDL
	mg/l		mg/l	mg/l
Chloroform	U		0.0000800	0.00100
Bromodichloromethane	U		0.0000810	0.00100
Chlorodibromomethane	U		0.0000930	0.00100
Bromoform	U		0.0000800	0.00100
Total Trihalomethanes	U		0.000334	0.00100

Laboratory Control Sample (LCS)

(LCS) R4017168-1 12/20/23 10:13

Analyte	Spike Amount	LCS Result	LCS Rec.	Rec. Limits	LCS Qualifier
	mg/l	mg/l	%	%	
Chloroform	0.00500	0.00593	119	70.0-130	
Bromodichloromethane	0.00500	0.00597	119	70.0-130	
Chlorodibromomethane	0.00500	0.00634	127	70.0-130	
Bromoform	0.00500	0.00526	105	70.0-130	
Total Trihalomethanes	0.0200	0.0235	117	70.0-130	

¹Cp

²Tc

³Ss

⁴Cn

⁵Sr

⁶Qc

⁷Gl

⁸Al

⁹Sc

GLOSSARY OF TERMS

Guide to Reading and Understanding Your Laboratory Report

The information below is designed to better explain the various terms used in your report of analytical results from the Laboratory. This is not intended as a comprehensive explanation, and if you have additional questions please contact your project representative.

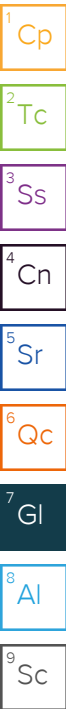
Results Disclaimer - Information that may be provided by the customer, and contained within this report, include Permit Limits, Project Name, Sample ID, Sample Matrix, Sample Preservation, Field Blanks, Field Spikes, Field Duplicates, On-Site Data, Sampling Collection Dates/Times, and Sampling Location. Results relate to the accuracy of this information provided, and as the samples are received.

Abbreviations and Definitions

MDL	Method Detection Limit.
ND	Not detected at the Reporting Limit (or MDL where applicable).
RDL	Reported Detection Limit.
Rec.	Recovery.
RPD	Relative Percent Difference.
SDG	Sample Delivery Group.
U	Not detected at the Reporting Limit (or MDL where applicable).
Analyte	The name of the particular compound or analysis performed. Some Analyses and Methods will have multiple analytes reported.
Dilution	If the sample matrix contains an interfering material, the sample preparation volume or weight values differ from the standard, or if concentrations of analytes in the sample are higher than the highest limit of concentration that the laboratory can accurately report, the sample may be diluted for analysis. If a value different than 1 is used in this field, the result reported has already been corrected for this factor.
Limits	These are the target % recovery ranges or % difference value that the laboratory has historically determined as normal for the method and analyte being reported. Successful QC Sample analysis will target all analytes recovered or duplicated within these ranges.
Original Sample	The non-spiked sample in the prep batch used to determine the Relative Percent Difference (RPD) from a quality control sample. The Original Sample may not be included within the reported SDG.
Qualifier	This column provides a letter and/or number designation that corresponds to additional information concerning the result reported. If a Qualifier is present, a definition per Qualifier is provided within the Glossary and Definitions page and potentially a discussion of possible implications of the Qualifier in the Case Narrative if applicable.
Result	The actual analytical final result (corrected for any sample specific characteristics) reported for your sample. If there was no measurable result returned for a specific analyte, the result in this column may state "ND" (Not Detected) or "BDL" (Below Detectable Levels). The information in the results column should always be accompanied by either an MDL (Method Detection Limit) or RDL (Reporting Detection Limit) that defines the lowest value that the laboratory could detect or report for this analyte.
Uncertainty (Radiochemistry)	Confidence level of 2 sigma.
Case Narrative (Cn)	A brief discussion about the included sample results, including a discussion of any non-conformances to protocol observed either at sample receipt by the laboratory from the field or during the analytical process. If present, there will be a section in the Case Narrative to discuss the meaning of any data qualifiers used in the report.
Quality Control Summary (Qc)	This section of the report includes the results of the laboratory quality control analyses required by procedure or analytical methods to assist in evaluating the validity of the results reported for your samples. These analyses are not being performed on your samples typically, but on laboratory generated material.
Sample Chain of Custody (Sc)	This is the document created in the field when your samples were initially collected. This is used to verify the time and date of collection, the person collecting the samples, and the analyses that the laboratory is requested to perform. This chain of custody also documents all persons (excluding commercial shippers) that have had control or possession of the samples from the time of collection until delivery to the laboratory for analysis.
Sample Results (Sr)	This section of your report will provide the results of all testing performed on your samples. These results are provided by sample ID and are separated by the analyses performed on each sample. The header line of each analysis section for each sample will provide the name and method number for the analysis reported.
Sample Summary (Ss)	This section of the Analytical Report defines the specific analyses performed for each sample ID, including the dates and times of preparation and/or analysis.

Qualifier Description

The remainder of this page intentionally left blank, there are no qualifiers applied to this SDG.



ACCREDITATIONS & LOCATIONS

Pace Analytical National 12065 Lebanon Rd Mount Juliet, TN 37122

Alabama	40660	Nebraska	NE-OS-15-05
Alaska	17-026	Nevada	TN000032021-1
Arizona	AZ0612	New Hampshire	2975
Arkansas	88-0469	New Jersey–NELAP	TN002
California	2932	New Mexico ¹	TN00003
Colorado	TN00003	New York	11742
Connecticut	PH-0197	North Carolina	Env375
Florida	E87487	North Carolina ¹	DW21704
Georgia	NELAP	North Carolina ³	41
Georgia ¹	923	North Dakota	R-140
Idaho	TN00003	Ohio–VAP	CL0069
Illinois	200008	Oklahoma	9915
Indiana	C-TN-01	Oregon	TN200002
Iowa	364	Pennsylvania	68-02979
Kansas	E-10277	Rhode Island	LA000356
Kentucky ^{1,6}	KY90010	South Carolina	84004002
Kentucky ²	16	South Dakota	n/a
Louisiana	AI30792	Tennessee ^{1,4}	2006
Louisiana	LA018	Texas	T104704245-20-18
Maine	TN00003	Texas ⁵	LAB0152
Maryland	324	Utah	TN000032021-11
Massachusetts	M-TN003	Vermont	VT2006
Michigan	9958	Virginia	110033
Minnesota	047-999-395	Washington	C847
Mississippi	TN00003	West Virginia	233
Missouri	340	Wisconsin	998093910
Montana	CERT0086	Wyoming	A2LA
A2LA – ISO 17025	1461.01	AIHA-LAP,LLC EMLAP	100789
A2LA – ISO 17025 ⁵	1461.02	DOD	1461.01
Canada	1461.01	USDA	P330-15-00234
EPA–Crypto	TN00003		

¹ Drinking Water ² Underground Storage Tanks ³ Aquatic Toxicity ⁴ Chemical/Microbiological ⁵ Mold ⁶ Wastewater n/a Accreditation not applicable

* Not all certifications held by the laboratory are applicable to the results reported in the attached report.

* Accreditation is only applicable to the test methods specified on each scope of accreditation held by Pace Analytical.



Water Utility Services, Inc

21615 Rhodes Rd.
Spring, TX 77388


Billing Information:

Water Utility Services
P.O. Box 2628
Spring, TX 77383

Pres
Chk

Analysis / Container / Preservative

Chain of Custody Page ___ of ___



12065 Lebanon Rd
Mount Juliet, TN 37122
Phone: 615-758-5858
Phone: 800-767-5859
Fax: 615-758-5859



Report to:
Steve Grychka

Email To:
steve@waterutilityservice.com

Project Description: *New Fairview MUD 1*

City/State Collected: *TX*

Phone: 281-290-0704
Fax:

Client Project #

Lab Project #

Collected by (print):
Ryan Deculus

Site/Facility ID #

P.O. #

Collected by (signature):

Rush? (Lab MUST Be Notified)

Quote #

Same Day Five Day
 Next Day 5 Day (Rad Only)
 Two Day 10 Day (Rad Only)
 Three Day

Date Results Needed

Immediately Packed on Ice N Y

No. of Cntrs

Sample ID	Comp/Grab	Matrix *	Depth	Date	Time	No. of Cntrs	As	Cd	Cr	Cu	Ni	Pb	Zn	Fe	Mn	Sb	Ba	Be	Se	Tl	Sr	Al	
WPI GST1	G	DW		12-16-23	1422	3	✓	✓	✓	✓	✓	✓	✓	✓	✓	✓	✓	✓	✓	✓	✓	✓	✓
WP2 GST2	G	DW			1440	3	✓	✓	✓	✓	✓	✓	✓	✓	✓	✓	✓	✓	✓	✓	✓	✓	✓
157 Oak Grove	G	PW			1430	3	✓	✓	✓	✓	✓	✓	✓	✓	✓	✓	✓	✓	✓	✓	✓	✓	✓
144 Ridge top	G	PW			1446	3	✓	✓	✓	✓	✓	✓	✓	✓	✓	✓	✓	✓	✓	✓	✓	✓	✓

L# *1689711*
Tal **A126**
Acctnum: WATERSTX01
Template:
Prelogin:
TSR: Rodney Shinbaum
PB:
Shipped Via:
Remarks Sample # (lab only)
-01
-02
-03
-04

* Matrix:
SS - Soil AIR - Air F - Filter
GW - Groundwater B - Bioassay
WW - WasteWater
DW - Drinking Water
OT - Other

Remarks:

Samples returned via:

UPS FedEx Courier

Tracking #

pH _____ Temp _____

Flow _____ Other _____

Sample Receipt Checklist

COC Seal Present/Intact: Y N
COC Signed/Accurate: Y N
Bottles arrive intact: Y N
Correct bottles used: Y N
Sufficient volume sent: Y N
If Applicable
VOA Zero Headpace: Y N
Preservation Correct/Checked: Y N

Relinquished by: (Signature)

Date:

Time:

Received by: (Signature)

Trip Blank Received: Yes/No
HCL/MeOH
TBR

Relinquished by: (Signature)

Date:

Time:

Received by: (Signature)

Temp: *MSA 8* °C
Bottles Received: *3.4+0=3.4*

If preservation required by Login: Date/Time

Relinquished by: (Signature)

Date:

Time:

Received for lab by: (Signature)

Date: *12-19-23* Time: *8:06*

Hold:

Condition: *NCF / OK*